

AWI Quarterly

Summer 2012 Volume 61 Number 3



FOUNDER

Christine Stevens

DIRECTORS

Cynthia Wilson, Chair

John W. Boyd, Jr.

Barbara K. Buchanan

Charles M. Jabbour

Mary Lee Jensvold, Ph.D.

Cathy Liss

Michele Walter

OFFICERS

Cathy Liss, President

Cynthia Wilson, Vice President

Charles M. Jabbour, CPA, Treasurer

Barbara K. Buchanan, Secretary

SCIENTIFIC COMMITTEE

Gerard Bertrand, Ph.D.

Roger Fouts, Ph.D.

Roger Payne, Ph.D.

Samuel Peacock, M.D.

Hope Ryden

Robert Schmidt, Ph.D.

John Walsh, M.D.

INTERNATIONAL COMMITTEE

Aline S. de Aluja, D.V.M., Mexico

Ambassador Tabarak Husain, Bangladesh

Angela King, United Kingdom

Agnes Van Volkenburgh, D.V.M., Poland

Alexey Yablokov, Ph.D., Russia

STAFF AND CONSULTANTS

Alexandra Alberg, Graphic Designer

Carson Barylak, Federal Policy Advisor

Nancy Blaney, Senior Federal Policy Advisor

Michele Cunneen, Laboratory Animal Consultant

Sue Fisher, Marine Animal Consultant

Camilla Fox, Wildlife Consultant

Chris Heyde, Deputy Director, Government and Legal Affairs

Brittany Horton, Website and

Communications Coordinator

Dena Jones, Farm Animal Program Manager

Melissa Liszewski, Farm Animal Program Associate

Andrea Lococo, Wildlife Consultant

Rachel Malis, Membership Coordinator

Susan Millward, Executive Director

Rosalyn Morrison, Legislative Assistant

Kate O'Connell, Marine Animal Consultant

Mary Lou Randour, Ph.D., Senior Advisor,

Animal Cruelty Programs and Training

Annie Reinhardt, Information Specialist

Viktor Reinhardt, D.V.M., Ph.D., Laboratory Animal Advisor

Ava Rinehart, Senior Graphic Designer

D.J. Schubert, Wildlife Biologist

Tracy Silverman, General Counsel

Mariko Terasaki, Wildlife Research Assistant

Regina Terlau, Executive Assistant

Dave Tilford, Writer/Editor

Tara Zuardo, Wildlife Research Associate

For subscription inquiries or other information,

contact AWI at 900 Pennsylvania Ave., SE,

Washington, DC 20003

Phone: (202) 337-2332 Facsimile: (202) 446-2131

Email: awi@awionline.org Website: www.awionline.org

follow us on twitter: @AWIonline

become a fan on facebook at
www.facebook.com/animalwelfareinstitute

About the Cover

Surrounded (and sometimes overtopped) by green grass, a pair of diminutive piglets peer out from the pasture at High Meadows Farm in Delhi, New York. Like all animals on farms certified by AWI's Animal Welfare Approved (AWA) program, these piglets live outdoors, on pasture. The ample space, fresh air, and social bonds they experience stand in stark contrast to conditions for animals raised in isolation, confinement and barren uniformity within industrial systems. Just as no two pigs—even littermates—are exactly alike, no two AWA farms are alike, either. On page 6 of this issue, we profile two AWA pastured pig operations—High Meadows Farm and Parker Family Farms in Hurdle Mills, North Carolina. Though the families who run these respective farms raise different breeds in different landscapes for different markets, they share a similar commitment to high standards for animal welfare.

Photo by Mike Suarez

JUDGE SMACKS DOWN SEAWORLD WHILE SURVEY SAYS KEEP ORCAS WILD

SeaWorld was dealt a blow in late May when Judge Ken S. Welsch of the Occupational Safety and Health Review Commission upheld an OSHA ruling that stemmed from the death of orca trainer Dawn Brancheau in February 2010. In the prior ruling, OSHA found SeaWorld's safety protocols inadequate to protect trainers. The company was issued citations and abatement orders that included requiring a physical barrier or its equivalent to separate trainers from whales. Of course, this put a crimp in SeaWorld's iconic killer whale shows, so—withstanding the four deaths from human/orca interactions thus far at SeaWorld and other facilities—the company appealed. Fortunately, Judge Welsch upheld the barrier requirement, forcing SeaWorld to revamp its shows.

AWI holds that orcas don't belong in captivity at all, and it seems we are not alone. In June, AWI, the Whale and Dolphin Conservation Society, and The Humane Society of the U.S. commissioned a public opinion survey on orca




Stig Nygaard

Orcas and trainers at SeaWorld Orlando. A recent survey suggests orca captivity isn't exactly riding a wave of public support.

captivity. The results were very clear. Opposition to orcas in captivity outweighed support, and the vast majority said that if zoos, aquaria and marine mammal theme parks were to cease keeping killer whales, it would make no difference in their desire or decision to visit. Although some saw an educational value in viewing killer whales close-up, most felt that the negative impacts of removing these animals from their natural habitat and keeping them in captivity outweighed the perceived benefit. Hopefully, this ruling and evidence of public opinion on the matter signal that orca captivity is finally on the wane.

A comprehensive summary of our survey can be found at www.awionline.org/orca-survey 🐾



Summer 2012

VOLUME 61 NUMBER 3

ANIMALS IN LABORATORIES

- 14 A Phenomenon Named Viktor Reinhardt: AWI Salutes a Visionary Advocate for Better Treatment of Animals in Research
- 18 Giving Animals in Research a (Day) Break with Gradual Lighting Systems

COMPANION ANIMALS

- 9 Horse Slaughter Hauler Sent to Sidelines After Too Many Crashes
- 9 Protecting Show Horses: DQP System Deserves Disqualification

FARM ANIMALS

- 4 Ocean State Acts to Protect Farm Animals
- 4 US Organic Standards: Slow Progress on Animal Welfare
- 5 AWI Food Label Guide
- 5 Humanewashed: USDA Program Misleads Consumers About Farm Animal Welfare
- 6 From Carolina to the Catskills, AWA Pig Farmers Find Greener Pastures

MARINE LIFE

- 2 Judge Smacks Down Seaworld While Survey Says Keep Orcas Wild
- 12 Rio+20 Nets Little for Ocean Protection
- 12 Closing a Loophole by Mandating Escape Hatch for Turtles

WILDLIFE

- 13 Poachers Step Up Assault on India's Tigers
- 13 Horror in the Congo: Rebel Soldiers Slay Wildlife Defenders
- 19 Wildlife Litter Boxes? An Investigation on the Role Latrines Play in the Social Ecology of Bobcats
- 20 Wildlife Shooting Galleries Wildly Inconsistent with Endangered Species Act
- 28 And Then There Were None: Lonesome George Dies in the Galapagos

GOVERNMENT AFFAIRS

- 24 Sportsmen's Heritage Act Aims to Gun Down Wildlife Protection on Public Lands
- 24 Animal Torture in Military Training Exercises
- 25 Wildlife Services Continues Killing Spree

IN REMEMBRANCE

- 10 Alberta Nora "Binki" Thompson, Defender of Whales

BOOK REVIEWS

- 26 *Soldier Dogs*
- 27 *Feathers: The Evolution of a Natural Miracle*
- 27 *The Last Great Ape*

Above Left: For pioneering ethologist, Viktor Reinhardt, getting groomed by a fellow primate is just one of the rewards of an ongoing, lifelong devotion to improving the lives of animals in research. (Bob Dodsworth)

Top Right: Scimitar-horned oryx: extinct in the wild, hunted for fun on U.S. ranches.

Bottom Right: A swift fox. Members of this species are among the more than 3,400 animals unintentionally killed since 2006 by M-44 poison devices set by USDA's Wildlife Services. (USFWS Mountain Prairie)



Ocean State Acts to Protect Farm Animals

RHODE ISLAND is the latest state to ban the use of intensive confinement crates to house calves raised for veal and breeding (or “gestating”) sows, bringing the total number of states banning farm animal confinement crates to nine. Rhode Island has also become the third state to ban tail docking of cattle as a routine practice, and its ban applies to cattle raised for both beef and dairy production. AWI staff, along with AWI supporters in the Ocean State, successfully lobbied Rhode Island legislators this spring to pass bills prohibiting these cruel and unnecessary practices. The ban on tail docking becomes effective immediately, while the new law prohibiting veal and gestation crates goes into effect in one year. 🐾

US Organic Standards: Slow Progress on Animal Welfare

WHEN THE U.S. DEPARTMENT OF AGRICULTURE (USDA) published the country’s first national standards for organic production and established the National Organic Program (NOP) in 2000, provisions dealing with the treatment of the animals being raised were all but absent. From the beginning, the organic regulations required that animals be given freedom of movement and access to the outdoors, fresh air and direct sunlight. There are, however, no minimum space allowances for animals, no requirement that animals have access to vegetation, and painful physical alterations (often to deal with problems associated with overcrowding) continue to be allowed. Moreover, certain large-scale organic producers have taken advantages of loopholes in the regulations to keep birds inside year-round and deny dairy cows access to pasture.

Little has changed in terms of animal welfare since the NOP was launched. USDA did eventually tighten the regulation dealing with access to pasture for cattle and other ruminants, and stopped allowing the use of small screened porches on concrete slabs as acceptable “outdoor” access for chickens. Finally recognizing the importance of animal welfare, the National Organic Standards Board (NOSB)—which advises the USDA in setting standards—is

now in the process of recommending welfare-specific regulations for the organic program.

AWI has helped coordinate engagement by animal welfare organizations in the development of the NOP’s welfare regulations. Some notable progress has been made in the draft standards prepared by the NOSB, such as adding minimum space allowances for poultry, mandating that vegetation be available to poultry and pigs, banning tail docking of cattle and pigs, and requiring pain relief for dehorning. (While the recommended changes have been submitted to USDA by the standards board, they must still go through the rulemaking process and likely won’t take effect for years.)

The fact that the U.S. organic program remains extremely weak on animal welfare didn’t stop the United States from recently entering into an equivalency agreement with its largest trading partner, the European Union. As of June 1, products produced and certified under the NOP may be marketed as “organic” in the EU. While the agreement has been touted as a “monumental” arrangement that opens up international trade for organic farmers, it disregards the extreme differences in animal care standards between the EU and U.S. organic programs. The equivalency also gives lower-welfare American producers a market advantage over their higher-welfare counterparts in Europe.

AWI is leading the effort to put pressure on governments on both sides of the Atlantic to strengthen the U.S. organic standards and bring them more in line with EU standards. While the NOSB has stated that it desires to make the U.S. organic seal the “gold standard” for humane treatment, it has far to go before that goal can be realized. 🐾



Turkeys take to the field at Animal Welfare Approved Foxhollow Farm of Elkhart, IA. Unfortunately, birds raised “organically” on other U.S. farms aren’t guaranteed such greenery.

Tai Johnson-Spratt



AWI FOOD LABEL GUIDE

Many food labels are confusing—if not downright misleading—especially with regard to animal welfare claims. To help consumers navigate the market, AWI has created *A Consumer's Guide to Food Labels and Animal Welfare*. The most common claims related to farm animal welfare are defined and placed into one of three categories: Certified Labels (such as AWI's "Animal Welfare Approved"), Unverified Claims (such as "free range"), or Meaningless/Misleading Claims (such as "natural"). A pocket-size version of the guide is also available. The guides can be downloaded from the AWI website at www.awionline.org/foodlabelguide. 🐾

Humanewashed: USDA Program Misleads Consumers About Farm Animal Welfare

AMERICANS TUNING IN TO ABC NIGHTLY NEWS one evening last fall were likely shocked by video footage of the inhumane treatment of laying hens at several facilities owned by egg giant, Sparboe Farms. The footage captured routine cruelties commonly practiced in the egg industry, such as beak cutting without pain relief, as well as acts of intentional cruelty toward the birds by workers. These acts occurred despite Sparboe's husbandry practices being audited and certified as "superior" for animal welfare by the USDA's Process Verified Program (PVP).

The PVP is a quality assurance program through which companies may market their products as "USDA Certified" in association with specific label claims. AWI is well aware of the PVP, having in the past challenged the program's certification of the use of a "humanely raised" claim on meat chicken produced under conventional and inhumane methods by Perdue Farms.

Following exposure of the abuse occurring at Sparboe Farms, AWI conducted an investigation into USDA's approval of the Sparboe animal welfare claims, which allows the company to market its products as USDA Process Verified. AWI learned that the U.S. Food and Drug Administration cited Sparboe Farms last summer for thirteen serious violations of food safety laws, and that these violations were found during audits that took place *within days* of PVP inspections in which USDA auditors recorded no problems.

It was also confirmed that USDA merely verifies that a company follows its own arbitrary protocols and that certification is not based on any substantive evaluation by USDA of the company's animal welfare practices. In essence, the USDA certification merely affirms that the company has created some kind of standard for itself, and appears to be following it. Under the PVP marketing scheme, a company may refer to their system as "humane" while making no actual concessions to animal welfare, yet still receive the USDA Process Verified seal for their animal welfare claims. They may then turn around and advertise these claims and the accompanying USDA approval to consumers.

Consumers of chicken, beef, pork and eggs cannot easily assess how the animals used to produce these products were treated. For most, labels are the only source of information about how the animals were raised. The Process Verified Program allows companies to exploit consumers by duping them into believing that animals were treated humanely when in reality they were suffering on factory farms.

The information uncovered in the investigation is laid out in AWI's new report, *Humanewashed: USDA Process Verified Program Misleads Consumers About Animal Welfare Marketing Claims*, available for download at www.awionline.org/pvp. A copy of the report has been sent to the USDA Office of Inspector General, with a request that the Inspector General conduct an independent review of the PVP program and its certification of animal welfare claims. 🐾



FROM CAROLINA TO THE CATSKILLS, AWA PIG FARMERS FIND GREENER PASTURES

RAISING PIGS according to the industrial farming model is a study in homogeny. In industry parlance, “quality control” means having all the same pigs fed all the same food while housed in uniformly dark, cramped facilities with concrete-slatted floors. Maximum efficiency with minimal attention to animal welfare.

In contrast, not all Animal Welfare Approved (AWA) pig farms are cut from the same cloth. Diversity is not only tolerated—it’s celebrated. Though all AWA pig farmers share a commitment to raising pigs outdoors, on pasture, to the highest welfare standards, farm size, topography, and the animals themselves are as varied as the people who run them. Consider the following two examples.



The northwest side of the Catskills, between Woodstock and Cooperstown, may not seem to some like pig farming country, but that’s where **HIGH MEADOWS FARM** is located. Owned by John and Laura Hussey and managed by their friend, Ann VanArsdale, the farm sits on the outskirts of Delhi, New York, the hills surrounding the farm rising steeply from a level valley floor. The land, according to VanArsdale, is heavy clay

and rocks, with about 125–130 usable acres—mostly pasture lands—out of the 500 total acreage. For the past 17 years, on about 20 acres in the valley on what was once a hay field, the Husseys and VanArسدals have been raising pigs. (Ann’s two daughters and now-retired husband used to work the farm, as well.) Both families migrated from Nantucket, Massachusetts, to establish High Meadows. Though John had a few pigs on Nantucket, neither family came from a longtime farming tradition.

High Meadows itself does have one “longtime” distinction, though: It was the first farm in New York to join the Animal Welfare Approved program. The farm mostly specializes in selling breeding stock— weaned piglets and the occasional bred gilt or breeding age boar. High Meadows pigs stay in large outdoor pens year round. Port-A-Huts provide shelter, well-



All photos by Mike Suarez

bedded with straw during the cold months. The farm also sells farrowing huts and shelters to facilitate the efforts of other farmers who want to raise animals outdoors.

In 1995, John, Laura and Ann got their first pigs for the farm—a boar piglet and two gilts—all Tamworths, a breed listed as “threatened” by the American Livestock Breed Conservancy (ALBC). According to Ann, “They are an old breed. They are feisty and do well outdoors on pasture year-round. We generally have harsh winters and they do very well in their bedded huts.” Sows of this breed are excellent mothers and do a good job of suckling their litters. Both of these are ideal characteristics for maximizing animal welfare in a pasture-based system. Since that first Tamworth, the farm has diversified. High Meadows now also raises crosses between Tamworths and Gloucestershire Old Spots (a breed listed as critically endangered by the ALBC) and plans to add some purebred Gloucestershire Old Spots in the future.

The Husseys, says Ann, have always been interested in conserving rare and heritage breeds. In fact, the pigs aren’t the only unique animals on the farm. They also raise Suffolk Punch draft horses—yet another critically endangered breed. Majestic, sweet-natured and docile though they may be, the horses aren’t just for show. On the High Meadows website, you can see pictures of Ann hitched up behind a team of powerful Suffolks, tilling a field the old fashioned way.

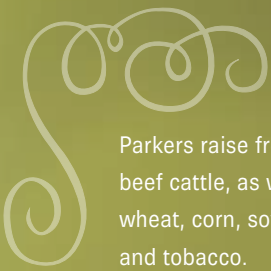
Though Ann says she never envisioned becoming a pig farmer, she enjoys the different personalities of the animals and “seeing the piglets romping in the pasture. They are smart and each one is an individual.” There are challenges, of course—corralling unruly piglets and feeding and watering when the weather dips to 30 below to name two—but she feels good “knowing that our pigs have a life that is healthy” and knowing that they are doing things right and providing quality animals to their customers.



Tamworth piglets at High Meadows Farm explore the territory and learn how to forage.



PARKER FAMILY FARMS is located in the Orange County community of Hurdle Mills, within north-central North Carolina’s Piedmont Plateau. For Randall and Renee Parker, roots in the place run deep. “Both of our grandparents farmed in Orange County,” according to Renee. “We actually live on Randall’s grandparents’ farm. There is an old family cemetery behind our house that is Randall’s family. Some of the graves are unknown and only have rocks to indicate a burial.” She’d like to do further research to find out just how long they family has been there. The Parker’s four children, Mandi, Tiffany, Kendall and Martin, help carry on the farming tradition. In addition to pigs, the



Parkers raise free-range chickens and beef cattle, as well as crops including wheat, corn, soybeans, hay, asparagus, and tobacco.

The Parkers foray into pig farming initially served as a way to diversify as they cut back on their tobacco production. It seemed like the right move, explains Renee: “Our kids enjoyed raising pigs for our local county livestock show. We felt this was the right fit for our farm, land and future.” They talked to their livestock agent, who found information on raising pigs outside. The Parkers now raise between 150 to 200 pigs on about 20 acres they own, with other animals and some of the crops on rented land.

The pigs are of mixed origin. The first pigs they added to the farm in 2005 were Farmer’s Hybrid—an old, slow-growing breed little used today but well-suited for pasture life. Since then, other breeds have been added. Renee says “We have brought in different breed boars of varying qualities. We also make sure they are good for outdoor production. We try to be careful of mothering ability” in choosing breeds to add to the mix. The farm raises pigs from start to finish, and like other AWA farms, the pigs are free to roam in the

open pastures and graze on a variety of grasses. Pastures are maintained by rotating the animals periodically and reseeded when necessary.

Since jumping in seven years ago, Renee says they’ve learned a lot about pig personalities: “Pigs like attention. Sometimes this is not a good thing when you are trying to work with them. Instead of getting them loaded or moved from pasture to pasture they want to lie down and get a belly scratch.” She also says their nest-building instincts surprised her. “I have seen them use all kinds of building material for a nest. One used briars. I felt sorry for the babies but mom didn’t seem to mind and it didn’t seem to bother them either. If she is happy with briars in her nest I am not going to be dumb enough to try and take them from her. A mama sow in labor or with babies can sometimes be a scary thing.”

As the Parkers, as well as John and Laurie Hussey and Ann VanArsdale of High Meadows can attest, farming pigs on pasture can be a lot of effort, with payoffs that include—but extend well beyond—the strictly pecuniary. Whether in the Catskills or along Tobacco Road, Animal Welfare Approved farms are doing their part to turn the tide against



Plastered in a protective layer of cooling mud, a porcine denizen of Parker Family Farms gazes out from inside a shelter.

an industrial model that cares little for local communities, the land or the animals. The Parkers frame what they do as a sacred duty: “We believe that we are given the opportunity to serve a community of people who care about their land and where their food comes from. We strive to be better stewards of what we have and to take care of this wonderful home called Earth. God created this Earth and the animals on it, so we strive to protect them both as much as we can.” 🐾



Horse Slaughter Hauler Sent to Sidelines After Too Many Crashes

YET ANOTHER TRAILER crammed with horses on their way to slaughter has crashed, and this time the U.S. Department of Transportation (DOT) has stepped in to see that the company responsible loses its wheels—at least for now. DOT ordered Three Angels Farms of Tennessee to cease all transportation operations following their second deadly crash in six months, both involving horses bound for slaughter.

In June, a Three Angels horse trailer loaded down with 37 horses broke in half while traveling an interstate highway south of Nashville. One of the injured horses was euthanized. Inspectors later found holes rusted through support beams and brakes out of service. In January, a company trailer loaded with 38 horses crashed, killing three horses and seriously injuring two others. That trailer was



WSMV-TV

found to have mostly bald tires, brakes out of adjustment, and rusted cross-members in the undercarriage—though authorities say the crash likely occurred not because of



WSMV-TV

Evidence of a broken system: A Three Angels Farm horse trailer cracks in half as it hauls horses to slaughter.

the trailer's poor mechanical condition but rather because the driver fell asleep at the wheel after a shift at the farm in which he'd gotten 30 minutes rest during a 24-hour period. The company allowed its three drivers to operate without commercial licenses, and without proper testing for controlled substances, as required. (One, in fact, continued to drive after a prior positive test for drugs.)

The Tennessee Highway Patrol indicated that both trailers were bound for Presidio, Texas, a border town where horses are kept in pens until they're taken to slaughterhouses in Mexico. Unfortunately, Three Angels Farms will be allowed to resume operations should it come into compliance with federal trucking laws. And they'll keep hauling horses to slaughter until Congress finally bans the practice for good. 🐾

PROTECTING SHOW HORSES: DQP SYSTEM DESERVES DISQUALIFICATION

Under the **Horse Protection Act (HPA)**, representatives (known as “Designated Qualified Persons,” or DQPs) of certified horse industry organizations (HIOs) are authorized to inspect horses at shows and sales and to cite individuals for horse soring violations and assess penalties. However, according to the U.S. Department of Agriculture (USDA), some HIOs “have declined to issue sufficiently serious penalties to deter soring...” This has actually led to increased participation in shows overseen by those HIOs. In response, USDA has issued a new rule requiring HIOs to assess penalties for HPA violations that are either equal to or exceed the minimum penalties set under the law.

Allowing the walking horse industry to self-regulate has only led to ongoing abuse of horses. While it is unacceptable that HIOs let their industry friends off with slaps on the wrist, it is possible that this new regulation will actually discourage HIOs from citing violations at all. History has shown that DQPs only feel the pressure to enforce the law when USDA is there—and what good is that? The best response to the failure of self-regulation is to dismantle the DQP system and increase the number of USDA inspectors available for much-needed HPA enforcement. 🐾

Alberta Nora "Binki" Thompson, Defender of Whales

There she was, in her 70s and arthritic, in the remote Baja, Mexico desert, camping out in the wilderness. It was by sheer willpower that Mrs. Thompson got into the small boat to finally see her beloved whales. And it wasn't long before a friendly gray whale and her calf swam up to her in the small boat. It was then that the whale rose up to touch her hand. She wept in joy, love, and awe; and at the thought that they might suffer from whalers—including her own people of the Makah tribe of Northwest Washington—who might approach these whales with harpoons instead of loving hands.

Later that day, she would sit at the table in the camp's cook tent and talk quietly with actress Glenn Close, then Pierce Brosnan, and later Robert Kennedy, Jr., among others. The list of people who wanted to know about this humble woman who could not stand injustice in her own tribe grew every year. She and Jean-Michel Cousteau joked about getting married and who would do the cooking. Aboriginal peoples from around the world invited her to speak. She attended International Whaling Commission meetings in Scotland, Monaco, London, Australia, and Japan to petition for the

protection of whales. In 1998, she was honored as a planetary elder during a trip to support an aboriginal tribe in Australia. The event is captured in a movie called *Whaledreamers*.

Alberta (or "Binki" as she was known) was one of the remaining few who still spoke the Makah language fluently. In her youth, she was well known for her skills in tribal dancing. Like many

Alberta Nora Thompson,
Makah elder
and whale
advocate,
December 3,
1923–April 11,
2012.



Frohoff/Anderson

Native Americans, she was forced to attend schools to be assimilated into Western culture. During WWII she worked as a welder in a shipyard. After returning to Neah Bay, Alberta married and worked as a secretary for Neah Bay High School, a receptionist at Neah Bay Indian Health Service, and coordinator for the Makah Senior Citizen Center.

It wasn't until the mid-1990s, however, that this passionate and determined by-then septuagenarian began to become internationally known for her courage in the face of adversity. It began in 1996 when Alberta invited other Makah elders who opposed the Makah whale hunt to her home. Here, the elders discussed their tribe's intent to resume whaling for the first time in 70 years—whaling that these elders did not support. The elders decided to write a letter. Writing in English—their second language—they prepared the letter hoping that it would tell the world that they opposed their own tribe's desire to resume whaling. Alberta took it upon herself to get the actual signatures.

When Alberta arrived at the home of Isabell Ides, the tribe's oldest elder, Mrs. Ides was in her summer cabin on the shore of Makah Bay weaving a small basket. The image of a whale was woven on the basket and, with other symbols, the basket told the tribe's ancestral story about how they first came to hunt whales—a tradition that ended in the late 1920s. In all, seven elders signed the letter, which was published in the regional paper. It read—

We are elders of the Makah Indian Nation (Ko-Ditch-ee-ot) which means People of the Cape. We oppose this Whale hunt our tribe is going to do.



Will Anderson

The opposition is directly against our leaders, the Makah Tribal Council, Tribal Staff, and the Bureau of Indian Affairs, which is an arm of the United States Government.

The Makah Indian Nation has been functioning without a quorum; two Councilmen are off on sick leave for very serious reasons, cancer.

How can any decision be legal when our by-laws state the Treasurer shall be present at every meeting? The Vice Chairman is the other man out.

The Whale hunt issue has never been brought to the people to inform them and there is no spiritual training going on. We believe they, the Council, will just shoot the Whale, and we think the word "subsistence" is the wrong thing to say when our people haven't used or had Whale meat/blubber since the early 1900's.

For these reasons we believe the hunt is only for the money. They can't say "Traditional, Spiritual and for Subsistence" in the same breath when no training is going on, just talk.

Whale watching is an alternative we support.

Signed, Isabell Ides, Age 96; Harry Claplanhoo, Age 78; Margaret Irving, Age 80; Ruth Claplanhoo, Age 94; Viola Johnson, Age 88; Alberta N. Thompson, Age 72; Lena McGee, Age 92.

Because she spoke out against her Tribal Council's intent to kill whales, she was stripped of her job at the tribal senior center, her grandson was picked on at school, and her stay-at-home dog was found a mile away, killed on the side of the road. As she worked to prevent suffering, she was made to suffer. She was, in the words of her pastor who gave her eulogy—persecuted. Alberta had a deep Christian faith and often went to her pastor when she felt overwhelmed by the people who turned against her opposition to her tribe's whaling. Her pastor wept as he told the mourners at the packed church about her persecution.



A joyous encounter off the Baja coast: Alberta extends a hand as a gray whale calf rises to meet it.

Binki remains in our hearts. Her wisdom, her humor, her kindness, her wonderful memory and love of telling stories, passed to her from her elders, made her precious and irreplaceable. She will always be an inspiring role model within and outside of her tribe. Her courage provides inspiration for those who advocate for whales, other species, people, and ecosystems.

Binki touched the lives of many people—millions when you include those who saw and read about her in the news. She led instead of followed. Her humility hid her power. With her smile, near-constant gentle laugh, and good nature, she was more than the issues she campaigned for. Everyone saw her goodness and compassion and her love for her family and community. "Don't forget...." she would tell you as you left to go home. It meant, "Don't forget I love you." She took into her home children who did not have parents. "Don't forget...." is what they learned.

Somewhere along the way, she must have said to the gray whales, "Don't forget...." 🐾

*In loving memory, by Will Anderson,
Margaret Owens, Toni Frohoff, and Tami Drake*





Richard Ling

RIO+20 NETS LITTLE FOR OCEAN PROTECTION

“Concerning oceans, there is reason to suggest that the outcomes could be characterized as Rio+20 minus 40.” That was the assessment of National Geographic Explorer-in-Residence Sylvia Earle as she reported on the decided lack of progress from the Rio+20 United Nations Conference on Sustainable Development, the second decadal follow-up to the 1992 Earth Summit.

Following a year of negotiations and a 10-day conference involving 45,000 people, the final 49-page document produced by the conference, entitled *The Future We Want*, was long on hopes and dreams but short on actual commitments—particularly when it comes to measures to strengthen ocean protection.

Some looked for a silver lining, in that ocean issues are at least drawing more attention than before: “Oceans are on the record in a way that they weren’t 20 years ago....” said Charlotte Smith of Oceans Inc. Matthew Gianni of the Deep Sea Conservation Coalition summed it up colorfully, stating that “Rio+20 has shown less backbone than your average cnidarian [jellyfish, anemones, e.g.] but if we use this to take the action clearly indicated then progress will have been made.”

An effort to launch negotiations for a new treaty to protect the high seas was scuttled by a coalition comprised of the United States, Russia, Canada, Japan, and Venezuela—who effectively blocked specific rulemaking on environmental protections in international waters during late-night, closed-door negotiations. In the end, a decision on where to go from here was deferred for two and a half years. 🐾

Closing a Loophole by Mandating Escape Hatch for Turtles

THE NATIONAL MARINE FISHERIES SERVICE (NMFS) of the National Oceanic and Atmospheric Administration is proposing to end an exemption that has allowed some shrimp boats to avoid the use of Turtle Excluder Devices (TEDs)—apparently to the detriment of endangered sea turtles.

According to the NMFS, last year an unprecedented 3,585 sea turtles washed up dead in the Gulf of Mexico and the southeastern coast. The majority had drowned, most likely due to capture in shrimp nets. Federal regulations require most shrimp trawlers to use NMFS-approved TEDs. However, skimmer trawls (used primarily in shallow water) have been allowed to employ less effective and difficult to enforce “tow time restrictions”—setting limits on the amount of time shrimpers keep their trawls in the water in lieu of using TEDs on their nets. The new rule would extend the TED requirements to skimmer trawlers, as well.

Teri Shore of SeaTurtles.org says TEDs are “a simple and effective way of protecting sea turtles from the skimmer trawl fleet,” adding that “most shrimpers have been using TEDs for decades.” Nevertheless, some in Congress have taken steps to keep the proposed rule (and the turtles) entangled: Rep. Jeff Landry (R-LA) attached a rider to a House of Representatives spending bill in May that would block any federal funds from being used to enforce the rule. AWI has provided comments in support of the proposed rule-making. 🐾



NOAA

Thanks to a turtle excluder device—a grid of bars that lets shrimp pass into the net but ejects large animals—this loggerhead turtle swims free.

POACHERS STEP UP ASSAULT ON INDIA'S TIGERS

Forty-eight tigers were reportedly killed in India from January through the beginning of June this year, double the 2011 rate. Most of the deaths occurred in Corbett National Park in Uttarakhand and in the Tadoba Tiger

Reserve in Maharashtra, and most are believed to be at the hands of poachers.

According to the wildlife trade monitoring network, TRAFFIC, poaching of tigers to feed consumer demand for their body parts and products is now the main factor thwarting

governments, donors and other partners in their effort to double the number of tigers in the wild by 2022—a goal articulated in a “Tiger Summit” held in St. Petersburg, Russia, in November 2010 and attended by officials from the 13 tiger range states.

Fewer than 2,500 breeding adult tigers are believed to be left in the wild, and their numbers are declining. Amidst the alarming spike in tiger deaths in India, the tiger range countries met in New Delhi in May for the first time since the Tiger Summit to review steps taken thus far—including coordination of anti-poaching efforts—to reverse the decline and find some path toward the 2022 goal. 🐾



Dr. Caesar Photography

Horror in the Congo: Rebel Soldiers Slay Wildlife Defenders

SIX PEOPLE AND 14 RARE OKAPI at a conservation center in the Democratic Republic of Congo (DRC) were brutally murdered June 24 by mai mai rebels. The killings occurred in retaliation against staff at the Institute in Congo for the Conservation of Nature for thwarting the rebels' elephant poaching operations in the region. Two guards, the wife of one of the guards, and three civilians were among the dead.

The Institute is home to the Okapi Wildlife Reserve—a center devoted to conserving the rare okapi and helping improve the lives of local people. It supports programs for sustainable food and fuel, safe water, and education, and helps survey the area for illegal mining, poaching and logging activities that rob local people of their community resources. Some of the slain okapi had been living at the reserve for two decades.

The human death toll would have been much higher had the nearly 100 staff members and scientists not fled on foot to the nearest city 50 miles away, or escaped to hide in the jungle for two days. The atrocities did not end with the murders, however. Jeffrey Flocken of the International Fund for Animal Welfare reports that “the poachers also looted and burned the local village of Epulu, raped the women, and burned down the conservation center which had been functioning as an education center and resource for local people for a quarter century.” 🐾



Okapi Conservation Project

This okapi was among those slaughtered when mai mai rebels staged a revenge attack on the Okapi Wildlife Reserve June 24. The murderous raid left six people dead and a nearby village devastated.

The Wildlife Conservation Network is collecting contributions for the emergency fund for the Okapi Conservation Project, which manages the okapi reserve. Contributions can be made to: www.WildNet.org/support (click on “okapi” on the “program designation” pull down menu).



a phenomenon named Viktor Reinhardt:

AWI Salutes a Visionary Advocate for Better Treatment of Animals in Research

by Cathy Liss

Viktor Reinhardt is an inspiration to all those who are dedicated to promoting the welfare of animals. Among his many accomplishments, he pioneered social housing for nonhuman primates, proving that this was not only possible, but quite feasible. The quality of life for countless laboratory animals has been enhanced because of Professor Reinhardt's insight, determination, and courage to do the right thing for animals.

—Dr. Ron DeHaven, Executive Vice President and CEO,
American Veterinary Medical Association, and former
Administrator of USDA's Animal and Plant Health
Inspection Service

The Improved Standards for Laboratory Animals amendments to the Animal Welfare Act were signed into law in 1985. The new law contained many significant mandates for research institutions, including a requirement to provide “a physical environment adequate to promote the psychological well-being of primates.” Predictably, industry resisted, and a prolonged struggle to enact meaningful regulations to enforce the law ensued.

Meanwhile, veterinarian and ethologist, Viktor Reinhardt—at that time an attending veterinarian at the Wisconsin Regional Primate Research Center—was busy laying the foundation for a new paradigm in primate housing. Viktor recognized that the housing and care of animals in research needed to change, and proceeded to find feasible ways to make improvements for the monkeys— mostly rhesus macaques—at the Center. He documented the psychological suffering of social primates who were housed in isolation, and the pain and distress of those who endured forcible restraint for blood draws and other procedures.

Key to his influence was that Viktor did not merely document the suffering, but demonstrated viable alternatives. While many in the research community decried the idea of socially housing primates, Viktor carefully and painstakingly pair-housed monkeys so each would have a companion, while group-housing others in systems that still permitted researchers to have access to individual animals. Determined to show that primates would willingly cooperate during routine handling procedures if given the opportunity and proper incentive, Viktor used positive reinforcement training via food rewards to encourage monkeys to approach, develop trust in, and allow humans to touch them without anxiety. Convincingly, Viktor found that the levels of cortisol—a stress-related hormone—in the blood of restrained, untrained animals were significantly higher than the levels in trained animals.

Viktor's ideas and successful attempts to introduce better housing and handling conditions offered the promise of improving the lives of primates in the laboratory—while at the same time improving the science by reducing potential stress-related, data-skewing variables. In his own unassuming manner, Viktor was facilitating massive change.

An Early Fascination with Animals

I have been privileged to have corresponded with Viktor for many years. His photos of African cattle and musk oxen graced the walls of my office long before I met him. My favorite and most telling Viktor story is a comment in his holiday letter that they weren't using the basement of their home because they didn't want to displace the skunk family that had taken up residence.

—Katherine Houpt, Professor Emeritus, Cornell University

Viktor's mother operated a bed and breakfast in Mittenwald, a small violin-making village in the southern part of Germany near the Austrian border, with the Bavarian Alps as backdrop. She often recounted a story about her son when he was just three years old. She had lost him, and looking all over, finally located him in the garden studying a ladybug. He was out there for hours just watching the beetle. He wasn't taught to love animals or encouraged to study them, he just seemed to be born that way.

As a young man, Viktor sought tranquility in the woodlands, spending much of his time there observing and photographing the wildlife. He would collect scraps from the local restaurants and take them to feed the deer. One day a girl of sixteen and her father came and stayed as guests in the inn. A courtship ensued. On Valentine's Day, 1968, Viktor and Annie were married. Today, if you know one of them, you likely know the other, for they are a partnership in the truest sense of the word—sharing a fascination with animals and collaborating on a number of articles and books.

Following Cattle Across Continents

Viktor is one of the very rare scientists who is humble enough to learn from our fellow animals and to act on that knowledge with compassion to make their captive lives better.

—Roger Fouts, Founder, Friends of Washoe, and Emeritus Distinguished Professor of Psychology, Central Washington University

Viktor went on to study veterinary medicine at the University of Munich and prepared his doctoral dissertation on the social behavior and social roles of guinea pigs under the guidance of the renowned (and soon-to-be Nobel Laureate) ethologist,



Konrad Lorenz, at the Max Planck Institute of Physiology of Behavior in Seewiesen, Germany. Viktor and Annie's daughter Catherine recalls guinea pigs running around the house when she was a baby. Viktor was one of the first veterinarians to earn a doctorate in ethology.

As a scientific assistant at the Department of Animal Physiology at the University of Munich at Weihenstephan, Viktor became quite interested in animal endocrinology. He worked at a dairy institute studying reproduction and lactation in cattle. "I fell in love with dairy cattle. Cattle's behavior fascinated me. I learned they were extremely social animals, and had relationships with one another," he would later remark.

In 1974, Viktor received a two-year appointment to teach physiology at the University of Kenya. For the first six months the University was closed because of political unrest, however, and Viktor and Annie traveled around Kenya observing the animals. "It was paradise," says Viktor. "Our time in Kenya was our life's highlight." Viktor and Annie studied semi-wild cattle, a project they kept at for eight years. They found that cattle develop long-term friendships with the animals they grow up with. They also found that mother cows experienced stress when their calves were artificially weaned too early and taken away from them. Their reproductive performance was significantly better when their calves stayed with them and were weaned naturally by their mothers.

Viktor returned to Germany, teaching physiology and comparative ethology from 1976 to 1982 at the University of Bonn. Viktor and Annie also studied semi-wild Scottish Highland cattle in Germany, and the results confirmed their data from Kenya. While there was scientific interest at that time in comparative studies of farm animals in semi-natural versus intensively housed environments, simply studying

farm animal behavior was not popular. Viktor's outspoken opposition to industrial agricultural practices and involvement in pressing for improved conditions for farm animals would eventually cost him his Chair at the University.

Viktor and Annie left Germany for Saskatchewan, Canada, extending their work on the *Bovidae* family to a third continent. Viktor studied the behavior of musk ox and American bison, before crossing the border into Wisconsin (and into scientific observation of a new order of mammals) by accepting a job at the Primate Research Center at the University of Wisconsin. There, he spent the next decade caring for the roughly 1,000 nonhuman primates kept at the facility for experimentation. Viktor was shocked by the conventional single-housing and rough handling of macaques at the Center, and set about to develop and implement change. By the time Viktor left, 90 percent of the animals at the Center lived in pair settings.

Alas, researchers within modern academia are not allowed to simply learn and teach others. They are expected to bring money into their institutions, as well. As applied to Viktor, this business model was nonsensical. Although the enrichments he implemented came at no cost to the facility (his principal tools were compassion, patience, common sense, and trust); although the animals experimented upon were less stressed and therefore data-altering variables were reduced; although Viktor was a prolific author of widely-published scientific papers—he was not a generator of cash for the University. How could he take time from this important and much-needed work to do fundraising? As he had done at the University of Bonn, Viktor stuck by his principles irrespective of the personal consequences. After ten years, Viktor and the Wisconsin Primate Research Center parted ways.

AWI Enters the Picture, and Viktor Finds a Forum

In 1994, upon his departure from the Primate Center, AWI was privileged to have Viktor join the staff. He resumed his timely and much needed work on behalf of primates, but also expanded his scope, devoting himself to helping all animals in laboratories. Viktor continued as a prolific writer of scientific papers, but he also prepared both bibliographies and databases and began authoring books designed to help others in the field implement changes in the way animals in research are treated. Annie has worked for AWI as well, as an Information Specialist, meticulously examining the scientific literature to include the most recent material in AWI's databases and working with Viktor on many projects.

Among his other works, Viktor edited eighth and ninth editions of *Comfortable Quarters for Laboratory Animals*, (and wrote chapters on guinea pigs, sheep, cattle, and nonhuman primates for the latter edition); co-authored *Environmental Enhancement for Caged Rhesus Macaques*; co-authored *Environmental Enrichment and Refinement for Nonhuman Primates Kept in Research Laboratories*; authored *Taking Better Care of Monkeys and Apes*; co-authored *Variables, Refinement and Environmental Enrichment for Rodents and Rabbits Kept in Research Institutions*; and authored *Roots of Human Behavior*.

Viktor's materials have been much in demand by those who work in laboratories. He also found another way to reach out to the research community: In 2002, he established the Laboratory Animal Refinement and Enrichment Forum (LAREF), an online discussion group for the exchange of ideas and experiences about ways to improve the conditions under




which animals in laboratories are housed and handled. Ten years on and going strong, the forum continues to serve the international animal care community in promoting animal welfare and improving scientific methodology. AWI has published two volumes edited by Viktor that incorporate key discussions from LAREF: *Making Lives Easier for Animals in Research Labs* and *Caring Hands*.

While Viktor's work is intended to benefit the animals, it is also an effort to awaken those in the laboratory who do not see the animals' suffering. He realizes that many of these people can only be reached by constantly emphasizing that species-adequate housing and handling are prerequisites to sound scientific methodology. Viktor also reaches out to and encourages those animal caretakers, technicians, veterinarians, and researchers who are already on the right track, seeking to refine the housing and handling of animal subjects. At the same time, he has tried to show—to those who believe that everyone in an experimental laboratory is evil—that there are many people inside those walls who care deeply and are dedicated to doing what they can for the animals.

AWI Laboratory Animal Consultant Michele Cunneen says "Viktor's great gift to all of us is as a beacon. As a young scientist with a love of animals I found I wasn't alone. I read his books and joined LAREF, and found his thoughts were mine." Polly Schultz, Founder and President of OPR Coastal Primate Sanctuary, says "Viktor is one of the kindest human beings I have ever encountered. His obvious compassion for animals is so deeply ingrained in his heart that it seems to spill over into everyone else's."

In the fall of 2010, Viktor "retired" from AWI, but this means he simply chose to stop collecting a salary—and perhaps has spent a little more time reading, listening to classical music, and hiking, skiing and camping with Annie. Viktor has continued to moderate LAREF, provide his sage advice to AWI, and is working on the third volume of discussions from LAREF. "For me, it has always been a privilege to be with animals, to gain their trust and to gradually get some insight into their emotions," says Viktor. "Observing animals is often like looking into a mirror; you learn much about yourself." AWI cherishes our relationship with Viktor and Annie, and is immensely grateful for Viktor's lasting legacy and continuing efforts to reduce animal suffering. 🐾

Special thanks to the following for their assistance in preparing this article: Annie Reinhardt, Catherine Reinhardt-Zacair, David Morton, and Detlef Fölsch.



In 2000, Viktor and Annie migrated from Wisconsin to California—to an idyllic setting where they enjoy nature at their doorstep, stunning views of Mt. Shasta, and an abundance of deer to observe and befriend.

"I believe that Viktor's impact has been considerable and affected the quality of lives of millions of animals. In one way, he has achieved more for animals on a day-to-day basis than devising a new replacement alternative test (that may relieve only tens of thousands of animals from acute pain and distress, as opposed to the very long-term impact of poor husbandry, poor care and technical procedures carried out poorly)."

—David Morton, Emeritus Professor of Biomedical Science and Biomedical Ethics, at the University of Birmingham, UK



A Reinhardt family portrait: Viktor and Annie with son-in-law Philippe, grandchildren Cecilia and Nicolas, and daughter Catherine.

Giving Animals in Research a (Day) Break with Gradual Lighting Systems

FOR ANIMALS IN THE WILD, days and nights are not delineated via a flick of the switch on the wall. Rather, dawn brings on a gradual waxing of the light, and night falls in an extended, dusky fade to black. Conversely, in laboratory settings (unless the animals are housed in rooms exposed to natural light), day often begins with a jolt of intense light accompanied by the unannounced appearance of humans, and ends with abrupt darkness and sudden solitude.

Mindful of this contrast, OPR Coastal Primate Sanctuary founder and president, Polly Schultz (profiled in the Winter 2011 AWI Quarterly) was concerned that such stark day/night segmenting might boost stress levels for the monkeys in her care. She pondered what she could do to test this, and—if her hypothesis proved to be true—what she could do to alleviate the stress.

One measure of stress is the amount of cortisol produced by the body. Cortisol, in fact, is known as the “stress hormone” because—in addition

to its other functions—it is secreted in higher levels during an animal’s “fight or flight” response, giving a quick burst of energy in times of acute need. Continuously elevated levels of stress—and cortisol—can have negative physiological and emotional effects, however. Though humans may not be conscious of our own cortisol levels, we are all too aware of how it feels to cross that emotional line and feel “stressed out” or unduly agitated with nowhere to run.

Schultz tested a total of eight monkeys at the sanctuary— six adult cynomolgus macaques (three males and three females) and two rhesus macaques (both male, a juvenile and an adult). Given that drawing blood to measure cortisol could itself be a stressor and skew the results, Schultz devised a plan to measure cortisol via saliva samples obtained surreptitiously, without restraining the animals. She then hooked up a gradual lighting system in her facility that simulates dawn and dusk phases, and proceeded to take numerous samples under standard on/off light switch conditions, during a transition phase, and during a period when the monkeys only experienced the gradual lighting system.

In reporting her results to research professionals on AWI’s online Laboratory Animal Refinement and Enrichment Forum, Schultz




Polly Schultz

No stress here: Holly, a Java macaque at OPR, lounges in the skywalk leading to an outdoor recreation area while rhesus macaque George grooms her.

indicated that “the saliva cortisol concentrations were significantly lower during dawn and dusk phases compared to the same time where the lights were instantly switched on and off. With every monkey every time.” Cortisol levels were cut nearly in half, from an average 0.059 ug/dl under standard lighting conditions, down to 0.030 during the gradual lighting conditions. Informal staff observations supported the results: Under the gradual lighting system, Schultz says, the monkeys “...were significantly calmer and more relaxed. They all appeared in much better moods especially in the morning during feeding...”

The results obtained by Schultz provide further evidence that research facilities implementing simple yet innovative refinements—ones that strive to mimic natural conditions whenever possible—can improve the welfare of the animals in their charge. 🐾



Polly Schultz

The study indicates gradual lighting systems may allow monkeys to ease into their day in a calmer manner.

WILDLIFE LITTER BOXES?

AN INVESTIGATION ON THE ROLE LATRINES PLAY IN THE SOCIAL ECOLOGY OF BOBCATS

By Robert R. Truax and Thomas M. Gehring

Rapid assessment of wild animal population abundance is problematic, particularly for rare, cryptic felid species. However, estimates of population abundance are critical for effectively targeting conservation and management actions. Traditional mark-release-recapture (MRR) methods require recapturing hundreds of animals—often necessitating the capture of thousands of animals initially (Manning et al. 1995). In a traditional MRR framework, it is likely that at least some individuals will experience pain and distress during capture, handling, and marking. Non-invasive population estimation methods are preferred, particularly for threatened or endangered felid species.

Many carnivore species use scats for scent communication among conspecifics, thereby leaving an accumulation of scats at relatively predictable locations (latrines) within their territories. Among certain felids (e.g., Iberian lynx, *Lynx pardinus*; ocelot, *Leopardus pardalis*), latrines may be especially important for information transfer during breeding seasons. Bobcats (*Lynx rufus*) also establish latrines within their home ranges; however, there is a dearth of information as to the function that these latrines play in the ecology of this species.

The purpose of this study, funded by AWI's Christine Stevens Wildlife Award, is to collect baseline data that may help in determining the functional role that latrines play in the social structure and ecology of bobcats by using remote camera trapping methods and DNA scat analysis. Another facet of this project is to create artificial latrine sites and observe the behavioral response (via remote camera trapping methods) to a newly introduced bobcat scat into an established bobcat territory. The hypothesis is that latrines will be visited more by male bobcats during the breeding season and more by females during the non-breeding season. Wassmer, et al. (1988) noted that scent marking (scrapes, urine and fecal depositions) in

females peaked during the breeding period, accompanied by a reduction in scent marking in periods of late gestation and in the presence of young litters. Basic knowledge of bobcat use of latrine sites will be particularly useful for developing an artificial latrine survey protocol for estimating population abundance.

As of May 2012, seven latrines are currently being monitored for visitation frequency by bobcats. From the seven latrines, 35 bobcat captures were recorded using remote camera trapping techniques. Analysis of the two initial latrine sites with the most complete data sets indicate that latrine visitation occurs 85 percent of the time during non-breeding seasons (April-August), with an average visitation rate of 0.051 visits/day. Remote camera monitoring of additional latrine sites is projected to continue through August 2012. Current research efforts are being focused on identifying the sex of individuals based on genotyping of DNA obtained via scat and by photographic analysis of captured individuals.

Further data collection will progress from the funding by AWI. Once data collection is complete, the efficacy of artificial latrine sites as a population monitoring tool for felids will be assessed, as well as a more complete picture of the role latrines play in the social ecology of bobcats. 🐾

Manning T, W. D. Edge, and J. O. Wolff. 1995. Evaluating population-size estimators—an empirical-approach. *Journal of Mammalogy* 76:1149-1158.

Wassmer, D. A., D. D. Guenther, and J. N. Layne. 1988. Ecology of the bobcat in South-central Florida. *Bulletin of Florida State Museum of Biological Science* 33:159-228.



WILDLIFE
SHOOTING
GALLERIES

WILDLY
INCONSISTENT
WITH ENDANGERED
SPECIES ACT

The deer and antelope species shown at right are dwindling or extinct in their natural habitats. Nevertheless, on private U.S. ranches they are bred and hunted under the auspices of the federal captive-bred wildlife registration program.



BARASINGHA
(*Rucervus duvaucelii*)

Native to northern and central India. Status: Vulnerable, decreasing (according to the International Union for Conservation of Nature Red List of Threatened Species).

Photo by Nishith Ajitsaria

THE ENDANGERED SPECIES ACT (ESA) is one of the country's strongest environmental laws. It has reportedly safeguarded 99 percent of the 1,482 species placed under its protection from extinction—in contrast to the high extinction rate for species not protected by the Act. Yet few citizens realize that some key provisions of the ESA are interpreted by the U.S. Fish and Wildlife Service (FWS) to allow the very species protected by law—some of them extinct or barely clinging to survival in the wild—to be hunted in captivity.

Exotic and endangered animal species are hunted on U.S. ranches as part of the FWS captive-bred wildlife (CBW) registration program. Such species are bred and raised in captivity in the United States and kept in fenced enclosures, some as small as 50–100 acres, for the sole purpose of providing trophy hunting opportunities to those willing to shell

out large sums of money to kill them. Subsequently, these hunters can transport the animals' body parts in interstate and foreign commerce. The list of imperiled wildlife in the line of fire is large, and includes ungulates such as the barasingha, Eld's deer, Arabian oryx, scimitar-horned oryx, addax, dama gazelle, and red lechwe.

The CBW registration program started in the late 1970s when American zoos were looking to unload surplus animals onto private landowners. This led to a surge in the number of exotic wildlife ranches, located primarily in Texas, which typically charge between \$2,500 and \$6,500 (and sometimes more) to hunt exotic species. Currently, there are between six and ten thousand scimitar-horned oryx on U.S. ranches who will be hunted, despite the fact that the species is designated as extinct in the wild by the International Union for the Conservation of Nature (IUCN).



ADDAX

(*Addax nasomaculatus*)

Native to northern Africa, Arabia, and the Levant. Status: Critically Endangered, decreasing.


Photo by Matthew Musgrove

SCIMITAR-HORNED ORYX

(*Oryx dammah*)

Native to northern Africa. Status: Extinct in the Wild (since 2000).

Photo by Ted Bobosh



DAMA GAZELLE

(*Nanger dama*)

Native to Sahara and Sahel zones of Africa.

Status: Critically Endangered, decreasing.

Photo by Caroline Treadway

It is hard to imagine how the FWS can deem such hunting compatible with either the letter or the spirit of the ESA. The ESA was enacted to protect species threatened with extinction, not to allow wealthy hunters to kill captive-bred exotic wildlife on private ranches in Texas or elsewhere. The law only allows the FWS to permit an otherwise prohibited action—such as the “taking” (killing) of an endangered species—when the activities “are shown to enhance the propagation or survival of the affected species, provided that the principal purpose is to facilitate conservation breeding.” So-called “enhancement” permits are to be issued *only* for those activities that positively benefit species in the wild and are *not* detrimental to the survival of wild or captive populations of the affected species.

To receive a CBW registration, ranches should thus be managing these animals in order to restore them to the wild—or at the very least be making impactful contributions

to programs and scientific studies that truly benefit wild populations. In reality, however, as currently allowed, the permit holders simply have to provide a small contribution to an organization such as Safari Club International or Conservation Force (both dedicated to protecting hunters’ rights internationally) to purportedly aid wild populations. Yet there is no evidence such minor donations affect any meaningful benefit to the animals’ survival. Furthermore, there is no evidence that these ersatz *in situ* conservation programs are ever audited to gauge their legitimacy or effectiveness.

In fact, most permit applications fail even to attempt to justify “conserving” species in this manner, and the permit requirement appears to be nothing more than regulatory window dressing. Applications are approved that are scant on details, vague regarding measures to maintain genetic viability of the captive animals, and highly speculative in providing



ARABIAN ORYX

(*Oryx leucoryx*)

Native to Arabia, Kuwait, and Iraq. Status: Vulnerable, stable.

any concrete conservation benefits. They are often missing the most crucial details, such as how many of each species will be killed annually, the amount of revenue generated and donated to conservation programs, and details concerning commercial use and final destination of the hunting trophies—all information that is supposed to be gathered by FWS as part of the regulatory process. In addition, the ranches are rarely if ever inspected to ensure that they maintain “humane and healthful conditions,” as required by CBW permit standards.

The ranch operators and their allies, including the trophy hunters and some government officials, claim to be deeply concerned about conservation, and assert that allowing the well-heeled to gun down exotic species in Texas is effectively conserving the species in the wild. This presumes that the conservation projects supported by the pittance of funds received from the ranches are legitimate. Considering the declining status of these species, any such conservation efforts appear to be failing. If species conservation is indeed of utmost concern to the ranch operators, their clients, and advocates, they should invest directly in legitimate conservation projects with a proven track record of recovery and protection of the species and their native habitats.

The reality, however, is that rather than promoting conservation, these ranches are engaged in commercial captive hunting operations that cause pain and suffering to individual endangered animals, while actually compromising the survival of wild populations. Establishing legal markets for endangered species and their parts helps fuel consumer demand, thereby encouraging poaching and negatively impacting conservation. Indeed, the FWS itself has acknowledged that the trade of animal trophies and other body parts has negative impacts on species in the wild, stating that “consumptive uses can stimulate a demand for products which might further be satisfied by wild populations.”

To make matters worse, the harm from the ranches is not confined to the exploited species. Countless native species also suffer as a result of predator control activities surrounding the ranches. Owners typically employ lethal management techniques to protect their exotic herds from bobcats, coyotes and mountain lions. These techniques include neck snares, steel-jaw leghold traps, wire snares, and other cruel measures to ensure that native predators do not interfere with the exotic hunting business.



Jethro Taylor

No competition allowed. Native predators like coyotes are often killed to keep them away from exotic species managed for trophy hunts.

Animal welfare organizations are pushing for tighter regulation of this industry and mandatory compliance with the ESA. For years, the FWS granted an exemption to Texas breeders for the scimitar-horned oryx, the addax, and the dama gazelle, even though all three of these antelope species were declared extinct or endangered in the wild by the IUCN. This exemption meant that ranch operators were not required to register or obtain permits to breed or kill the animals.

This exemption was successfully challenged by Friends of Animals in court as a violation of Section 10(c) of the ESA, because it does not provide the public with an opportunity to comment on activities otherwise prohibited under the law. This challenge resulted in a court order to eliminate the exemption for all three species. Under the new rule, possessing, breeding and killing the animals requires authorization under the ESA. Despite recent challenges to the ruling by Safari Club International and the Exotic Wildlife Association, a federal judge upheld it, noting that it was necessary to “remove a regulation that has, since 2005, exempted U.S. non-native captive populations of the three antelope species from many of the prohibitions, restrictions, and requirements attendant to their classification as endangered species.”

It is possible that some CBW registrations granted in situations other than for trophy hunting provide a conservation benefit to species in the wild, in accordance with the purported intent of the program. However, for those exotic species bred and killed on hunting ranches, the required conservation value is absent. Furthermore, removing wild animals from their evolutionary and ecological context in order to “farm” them subverts the spirit and intent of the ESA in order to satisfy

a special interest group—trophy hunters. Considering the difficulty inherent in successfully reintroducing captive-bred endangered species to the wild, and the fact that hunting ranches do not even make an honest attempt to do so or support such efforts, they cannot be enhancing propagation or survival of the affected species in the wild—as is required for the issuance of a take permit under the ESA.

After decades in operation, if there were any benefits from the CBW registration program, such benefits should be apparent and measurable by now. Yet, the FWS has not provided evidence documenting the effectiveness of this program in enhancing the survival of registered species in the wild. Indeed, according to the IUCN, the number of ranch-hunted species such as the addax, scimitar-horned oryx, dama gazelle, and Eld’s deer have declined in the wild since 1986, plummeting to dangerously low levels.

Considering this ongoing decline of many of the species subject to CBW registration, the program clearly is not meeting the original intent of the ESA—to protect and recover imperiled species in the wild. Instead, the FWS continues to cater to a very narrow, moneyed interest group while expecting the public to simply believe that a CBW registration translates into enhancement of endangered species as if, magically, killing correlates to conservation. 🐾

RED LECHWE (*Kobus leche* ssp. *leche*)

Native to southern savanna flood plains of Africa.
Status: Least Concern, stable (but decreasing outside protected areas).



Sportsmen's Heritage Act Aims to Gun Down Wildlife Protection on Public Lands

CONGRESS IS CURRENTLY CONSIDERING LEGISLATION that would, if enacted, launch a broad assault on America's wildlife and public lands. The Sportsmen's Heritage Act of 2012 (H.R. 4089), which passed the U.S. House of Representatives and is pending in the Senate, proposes to weaken important protections afforded by the Marine Mammal Protection Act, Toxic Substances Control Act, Endangered Species Act, Wilderness Act, and other landmark environmental and public health laws.



Steve Harris

Under the Sportsmen's Heritage Act, wilderness areas would be open by default to hunting, and predator control—including aerial gunning of wolves—would be sanctioned.

Particularly alarming are provisions that would prevent the Environmental Protection Agency from regulating the use of lead shot despite its serious adverse impacts on humans, animals and the environment; shield all hunting activities from scrutiny under the National Environmental Policy Act; require that all Forest Service and Bureau of Land Management lands, as well as national monuments, be open by default to hunting unless explicitly closed; and prohibit federal agencies from requiring hunters to obtain permits or licenses to hunt on federal lands, with very limited exception.

The bill goes so far as to authorize the Secretary of the Interior to permit importation of polar bear carcasses taken before the species was listed as "threatened" under the Endangered Species Act in 2008—including those taken from unapproved populations or killed despite multiple warnings of an imminent ban on imports. This legislation—unprecedented in its sweeping attack on animals and the environment—would also cost taxpayers an estimated \$12 million between 2013 and 2016. **Please contact your Senators and ask them to oppose this bill. You can find their contact information and send them emails directly from AWI's Compassion Index: www.awionline.org/compassionindex.** 🐾

Animal Torture in Military Training Exercises

EVERY YEAR, MORE THAN 10,000 ANIMALS are shot, stabbed, mutilated, and killed in military training exercises that purportedly prepare soldiers for treating trauma on the battlefield. Although more advanced military training facilities have replaced animal victims with human-like simulators that "breathe," "bleed" and "die" in a manner that more accurately mimics human trauma, horrific procedures are still used at 17 military training bases and four private contract facilities across the country. The Department of Defense's own rules require the use of humane alternatives when such methods "produce scientifically or educationally valid or equivalent results."

Undercover video at a Coast Guard training course in Virginia Beach revealed military men in training actively breaking and cutting off the limbs of live goats with tree trimmers, stabbing the animals, and shooting them, as well as animals with their internal organs pulled out. In the video, goats are seen and heard kicking their legs and moaning: an indication that they were inadequately anesthetized prior to the mutilations.

The Battlefield Excellence through Superior Training (BEST) Practices Act, H.R. 1417, was introduced by Rep. Bob Filner (D-CA) to replace live animals with human patient simulators. H.R. 1417 is supported by the Physician's Committee for Responsible Medicine (PCRM), the American Medical Student Association, and the medical counsel for the Iraq War Veterans Organization. 🐾

Wildlife Services Continues Killing Spree

WILDLIFE SERVICES is a little-known program of the U.S. Department of Agriculture (USDA) that uses brutal methods and taxpayer dollars to kill approximately 5 million animals each year under the guise of “managing problems caused by wildlife.” It operates with little transparency, resisting public access to records documenting many of its activities. Though the agency engages in a wide array of inhumane practices, ranging from steel-jaw leghold trapping to indiscriminate aerial shooting, its use of poisons paints a particularly vivid picture of the cruelty and waste that the program has come to represent.

Among Wildlife Services’ most inhumane—and nonselective—killing tools are two highly toxic chemicals, sodium cyanide and Compound 1080. Sodium cyanide is a lethal poison that is commonly placed in baited ejector devices known as M-44s. When an animal, attracted by the bait, tugs on the device, sodium cyanide powder is propelled into the animal’s mouth. Once exposed, the victim dies a rapid but agonizing death. M-44s are typically employed to kill coyotes and other predators perceived as threats to livestock. Because the bait attracts a broad range of animals, however, M-44s are responsible for many non-target animal fatalities, as well. These devices have killed beloved family dogs and have even injured people.

Compound 1080, or sodium fluoroacetate, is also extremely dangerous to animals and humans. The poison—so lethal that the FBI has declared it a homeland security risk—has no antidote; exposure guarantees a slow and excruciating death. It is used in “livestock protection collars” (LPCs), rubber bladders strapped to the necks of sheep and goats that are designed to release the poison upon being punctured by a predator’s teeth. However, most LPCs are lost or are punctured by fencing, vegetation and other surfaces, exposing livestock to Compound 1080’s dangerous effects and threatening any animal who encounters the leaked substance. Moreover, where a collar is in fact punctured by a predator, it does nothing to save the sheep or goat who has been attacked—unlike fencing and other effective, nonlethal livestock protection



Javier Sanchez

Wildlife Services poisons predators to protect livestock. Every year, hundreds of raccoons and other innocent victims also find the poison—and die.

methods. It also contaminates the carcass, potentially causing scavengers to suffer and die, as well.

Wildlife Services’ killing programs are not only inhumane and unnecessary—they are also expensive. The program’s annual budget exceeds \$100 million, about half of which is drawn from federal funds. Perhaps more disturbing is the fact that the other half of Wildlife Services’ funding is drawn from private sources, leaving the taxpayer-subsidized program subject to the influence of private interests. This undue influence, along with the program’s refusal to abandon antiquated and ineffective practices, underscores a need for dramatic reform.

Although there is no sign of change from within USDA, Congress is now considering legislation that would at least prohibit the use of Compound 1080 and sodium cyanide by Wildlife Services. Passage of the Compound 1080 and Sodium Cyanide Elimination Act, H.R. 4214, would represent a positive first step in the long overdue elimination of such unconscionable practices.

Please ask your Representative to cosponsor this bill. You can send an email directly from AWI’s Compassion Index: www.awionline.org/compassionindex. 🐾

Soldier Dogs

by Maria Goodavage
 Dutton Adult
 ISBN: 978-0525952787
 293 pages; \$26.95

The reader can't get past the cover of Maria Goodavage's book *Soldier Dogs*—featuring a black Lab in goggles with her head on a camouflaged lap—without uttering an audible “awwww!” From that point on you are hooked on this highly readable account of Military Working Dogs (MWDs).

When it was revealed that one member of the elite commando team that raided Osama bin Laden's compound had four legs and a tail, the contributions of MWDs were thrust into a new light. This past year has seen many reports of their bravery, their sacrifices, the many lives they have saved, and even the suffering they have experienced from post-traumatic stress disorder. Some MWDs have served multiple tours of duty.

The book opens with a suspenseful scene: Fenji, a black German Shepherd, and her handler, Corporal Max Donahue, are walking ahead of the rest of the marines, as Fenji seeks out improvised explosive devices along a road in Safar, Afghanistan. Your heart pounds a little as you race to discover whether she finds explosives—and if Fenji and Cpl. Donahue become victims of what she may find.

The rest of the book toggles back and forth between stories of the dogs and their handlers—the heroics and the heartbreak—and explanations of the history, acquisition, evaluation, training, and duties of soldier dogs. According to Goodavage, the Department of Defense reports that there are 2,700 MWDs in service with about 600 in war zones, and another 200 working through contractors. In 2010, MWD teams found at least 12,500 pounds of explosives.



Jared Dort

In 114-degree heat, an Air Force sergeant carries a soldier dog after the dog sustained a (simulated) injury during a training exercise. (Photo from book.)

It seems that everyone, from the dogs' handlers to top military brass, recognizes that MWDs are “not just a piece of equipment,” but rather “heroes” and “true members of the military.” Yet—as Goodavage writes—for all of that, for all the progress made with securing adoptions for retired MWDs, these dogs are indeed still treated for the most part as “equipment” by our government.

The author also raises a troubling question: “Is it right to use dogs in war? Should we be putting them in harm's way at all? Why should dogs die for the arguments of men?” She doesn't answer those questions, but she does leave the reader with a profound sense of awe for these amazing animals and gratitude toward them and their handlers. As Goodavage puts it, “The irony is that soldier dogs make war a little more human.” 🐾

BEQUESTS

If you would like to help assure AWI's future through a provision in your will, this general form of bequest is suggested:

I give, devise and bequeath to the Animal Welfare Institute, located in Washington, D.C., the sum of \$_____ and/or (specifically described property).

Donations to AWI, a not-for-profit corporation exempt under Internal Revenue Code Section 501(c)(3), are tax-deductible.

We welcome any inquiries you may have. In cases in which you have specific wishes about the disposition of your bequest, we suggest you discuss such provisions with your attorney.

Feathers: The Evolution of a Natural Miracle

by Thor Hanson
Basic Books
ISBN: 978-0465028788
352 pages; \$15.99

Feathers is an apt title for this book about exactly that—from the evolution of the first feathers and birds, to man’s desire to use feathers as adornment, for warmth, or as prototypes for human flight. Thor Hanson’s



book is both academic as well as a good story. He delves into controversies, including evolution from the dinosaur Archaeopteryx and the “ground up” vs. “tree down” theories of the origins of flight. To simplify the technicalities of feathers, Hanson employs common similes—such as a

“Mexican wave” to describe how feathers grow. He discusses the amazing and unique qualities of feathers, their versatility and range of functions, and examines how these various qualities have led mankind to covet and copy them—be it to stay cool, keep warm, attract mates, or aid flight. As Hanson explains, we have exploited this incredible natural phenomenon for millennia, and continue to do so, often to the birds’ detriment. Hanson is clearly the epitome of a field biologist, in awe of nature and anxious to get his hands dirty in carrying out his research. He describes with zest de-feathering a deceased northern flicker to catalog the types and number of feathers, and colorfully describes his admiration for the tiny golden-crowned kinglet who, despite its size—and unlike Hanson—is able to survive freezing Maine winters wearing nothing more than its feathers. 🐾

THE LAST GREAT APE

by Ofir Drori and David McDannald
Pegasus Books
ISBN: 978-1605983271
282 pages; \$27.95

The Last Great Ape: A Journey Through Africa and a Fight for the Heart of the Continent, by Ofir Drori and David McDannald, chronicles the path of Ofir, an adventure seeker who leaves his Israeli homeland for Africa. Originally motivated by an opportunity to travel and learn about African cultures, Ofir discovers his true calling in life through observations of corruption and bribery entailing the abuse and exploitation of endangered species. Upon encountering apathetic and corrupt government officials, and failing to motivate the existing nonprofit organizations operating inside Africa in the name of animal conservation, Ofir took it upon himself to become an activist, establish an innovative undercover task force, and make a personal impact that has forever changed the landscape of animal welfare in Africa. From surviving a near fatal bus crash to living

with remote, isolated tribes, this is a fast-paced tale of adventure that will captivate the reader with harrowing episodes that seem unimaginable to those who stick to typical tourist routes. *The Last Great Ape* is the story of an individual who left everything behind and bravely stood

up for his beliefs as an outsider in a foreign country, against overwhelming odds, and while confronting personal danger at every turn. 🐾





Animal Welfare Institute

P.O. Box 3650, Washington, DC 20027

Return Service Requested

Non-Profit Org.
US Postage
PAID
Washington, DC
Permit No. 2300



follow us on twitter: @AWIonline



become a fan on facebook at
www.facebook.com/animalwelfareinstitute



And Then There Were None: Lonesome George Dies in the Galapagos

LONESOME GEORGE, the last known Pinta giant tortoise (*Chelonoidis nigra abingdoni*) in existence, has died. Galapagos National Park Service officials announced in June that George—believed to be around 100 years old—was found dead in his corral by his keeper of 40 years, Fausto Llerena.

Since his discovery in 1972, George had been an ambassador for the Galapagos Islands, a reminder of the role the island chain's multi-faceted ecosystem played in helping Charles Darwin formulate his ideas about evolution. During Darwin's trip to the Galapagos in 1835, as a naturalist aboard HMS *Beagle*, he noted the marked divergence of tortoises, finches, and other species as they adapted to the unique habitat conditions presented by the various isolated islands in the chain. His observations ignited the insights that would lead to publication—24 years later—of his groundbreaking theory.

But George also served as a poignant cautionary tale as to what can happen when humans inadvertently or willfully set forces in motion that can lead to extinction. Until the sailing ships arrived, tortoises in their myriad forms were plentiful on the Galapagos Islands, but were quickly overwhelmed by sailors who saw them as an easily obtained and storable source of meat for their journeys. Even as hunting caused tortoise numbers to plummet, their habitat was being overrun by voracious goats introduced from the mainland.

Over the years, there have been numerous efforts to find mates for George from related species. The attempts to refill the gene pool came to naught, however. The few clutches of eggs produced were not viable—done in by the divergence that inspired Darwin's "aha" moment and continues to make the Galapagos a powerful symbol for conservation. 🐾

